

1. To Give to FBCH online open your web browser and navigate to the following URL:

<http://www.thefbch.org>

2. Click on the **Contributions** Menu item.

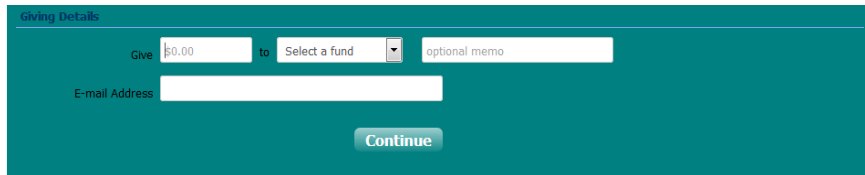


3. You will be presented with a screen that looks similar to the following:



4. Click the Give Now button

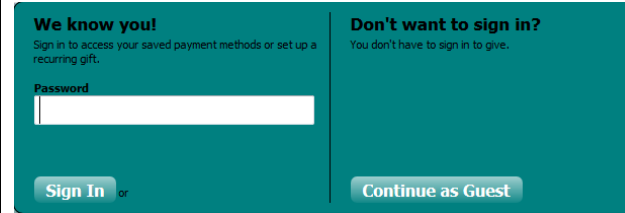
5. You will be presented with a screen that looks similar to the following:



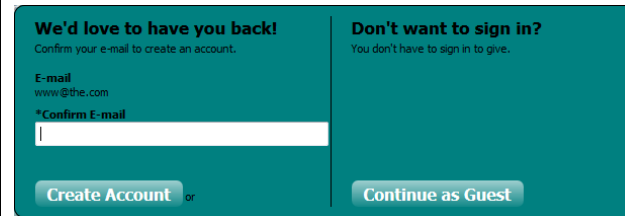
6. In the **Give** box enter the amount that you would like to give. From the **Select a fund** dropdown menu choose the desired fund (e.g. tithers). In the **E-mail Address** box enter your email address on file with the church.

7. Click **Continue**

8. You will be presented with one of the following screens:



or



9. If you are presented with the **We know you!** screen enter your password and click **Sign In**

10. If you are presented with the **We'd love to have you back!** screen **STOP** and **DO NOT** create a new account. Contact the Church Office and inform them that your current email address is not on file. Send them your desired email address using the info@thefbch.org email address with the Subject line **Online Giving**

NON-MEMBERS

If you are NOT a member you can give by selecting **Continue as Guest**.